



DecoChips

for PowerCoat Epoxy


Vexcon PowerCoat Epoxy is available with special custom blends of Certi-Vex® DecoChips that create unique and custom floors.

Certi-Vex DecoChips are available in three pre-mixed custom color blends; **Cool Blend, Warm Blend and Earth Blend** which can be mixed and matched with any PowerCoat Epoxy color for a truly unique custom look.


When the system is completed it is seamless, extremely durable, chemical resistant, has decorative appeal, and is easy to maintain.

Color Chips are sold in convenient to apply 16 oz shaker jars. Each jar

covers an area of approximately 300 square feet. (Final look is determined by color chips, density of their distribution and background color.)




Cool Blend
shown on
Metallic Pewter
PowerCoat Epoxy




Warm Blend
shown on
Royal Blue
PowerCoat Epoxy



Earth Blend
shown on
Polar White
PowerCoat Epoxy



Warm Blend
shown on
Desert Tan
PowerCoat Epoxy



Cool Blend
shown on
Midnight Black
PowerCoat Epoxy

Uses

Applications include commercial, residential and institutional installations such as basements, garages, recreational areas, educational and healthcare facilities, showrooms, restaurants, lobbies, walkways, locker rooms and kitchens.

Application

Base Coat

Apply base coat following all application directions for the specific PowerCoat Epoxy product according to product literature. Apply to an area that you can easily reach across to disperse the Certi-Vex DecoChips, usually an area of approximately three square feet.

Certi-Vex DecoChips

Immediately after applying the first coat of PowerCoat Epoxy, apply DecoChips by broadcasting over the wet epoxy area. Do not over apply the amount chips. The chips should be applied so there is a uniform amount and random in color covering the area to the desired look and concentration. Leave a wet edge of PowerCoat Epoxy where you can start coating the next area. Allow to dry, sweep off excess chips, then apply clear PowerCoat Epoxy topcoat.

You can also apply a small amount of Epoxy Non-Slip additive to give the floor an added texture look and additional slip resistance.

Topcoat

Apply clear gloss or clear semi-gloss matte protective PowerCoat Epoxy top coat as directed to lock in the chips.



VEXCON
CHEMICALS, INC.

www.vexcon.com

7240 State Road • Philadelphia, PA 19135
215-332-7709 or 888-839-2661 Fax: 215-332-9997

